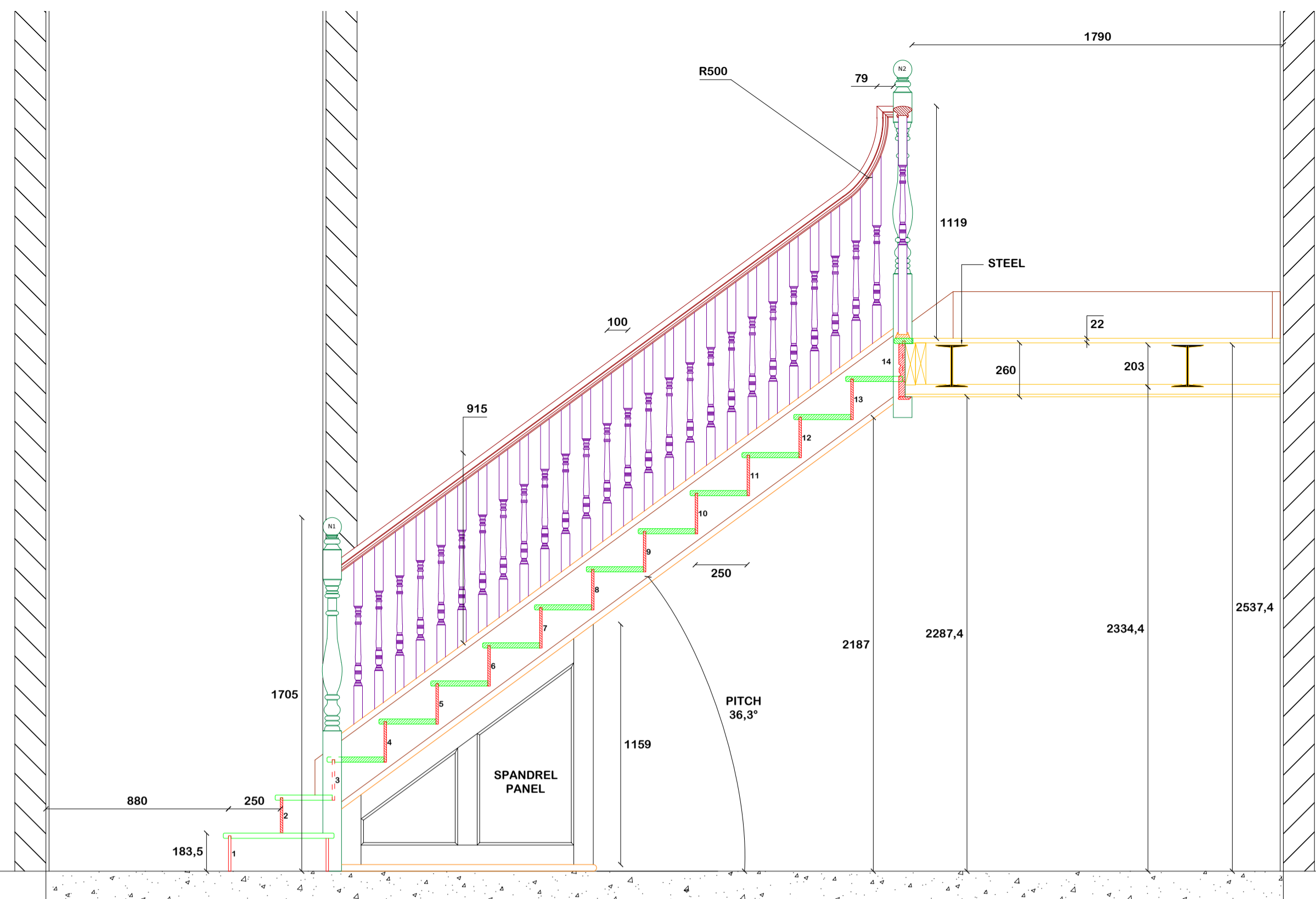
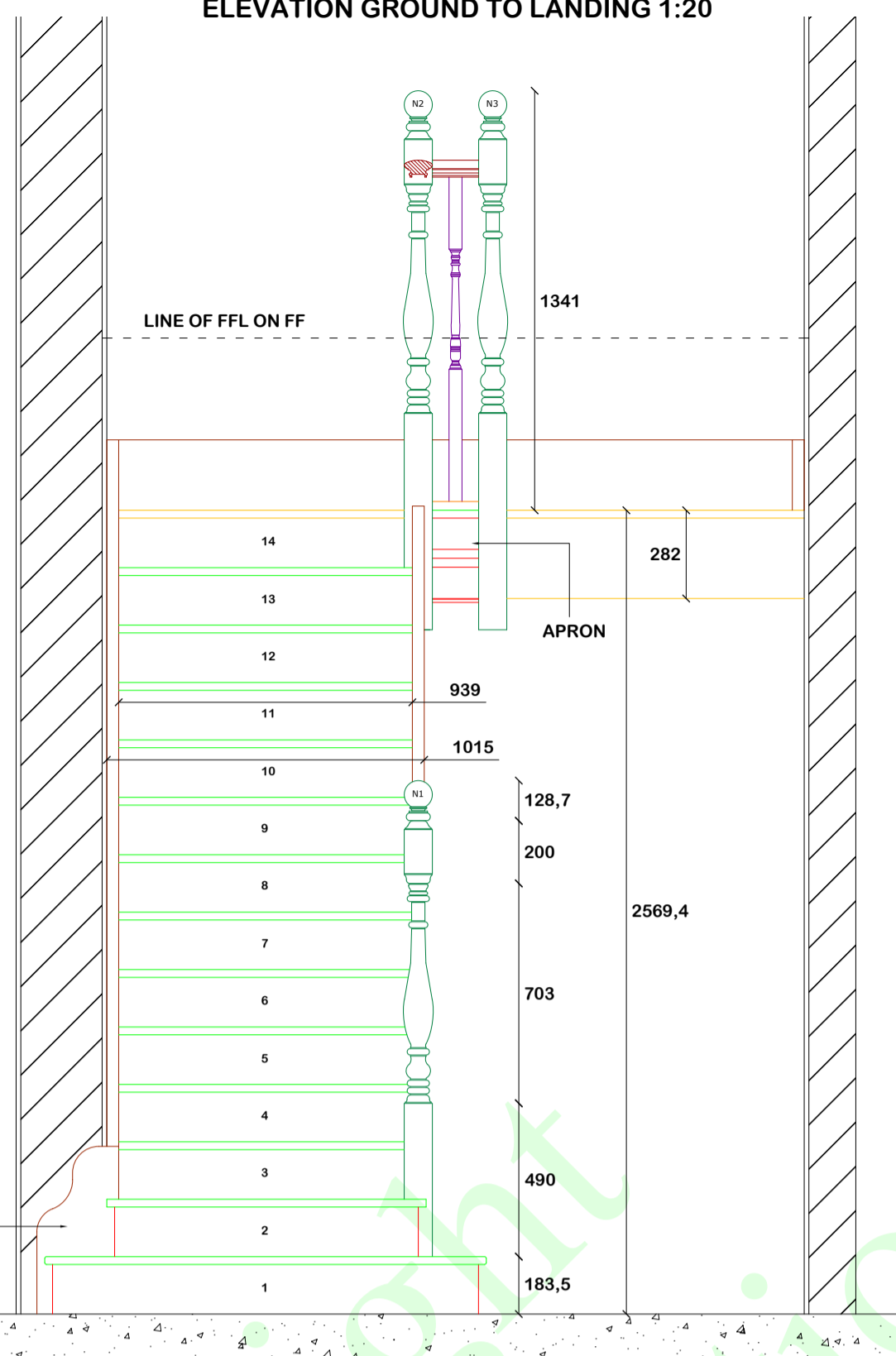


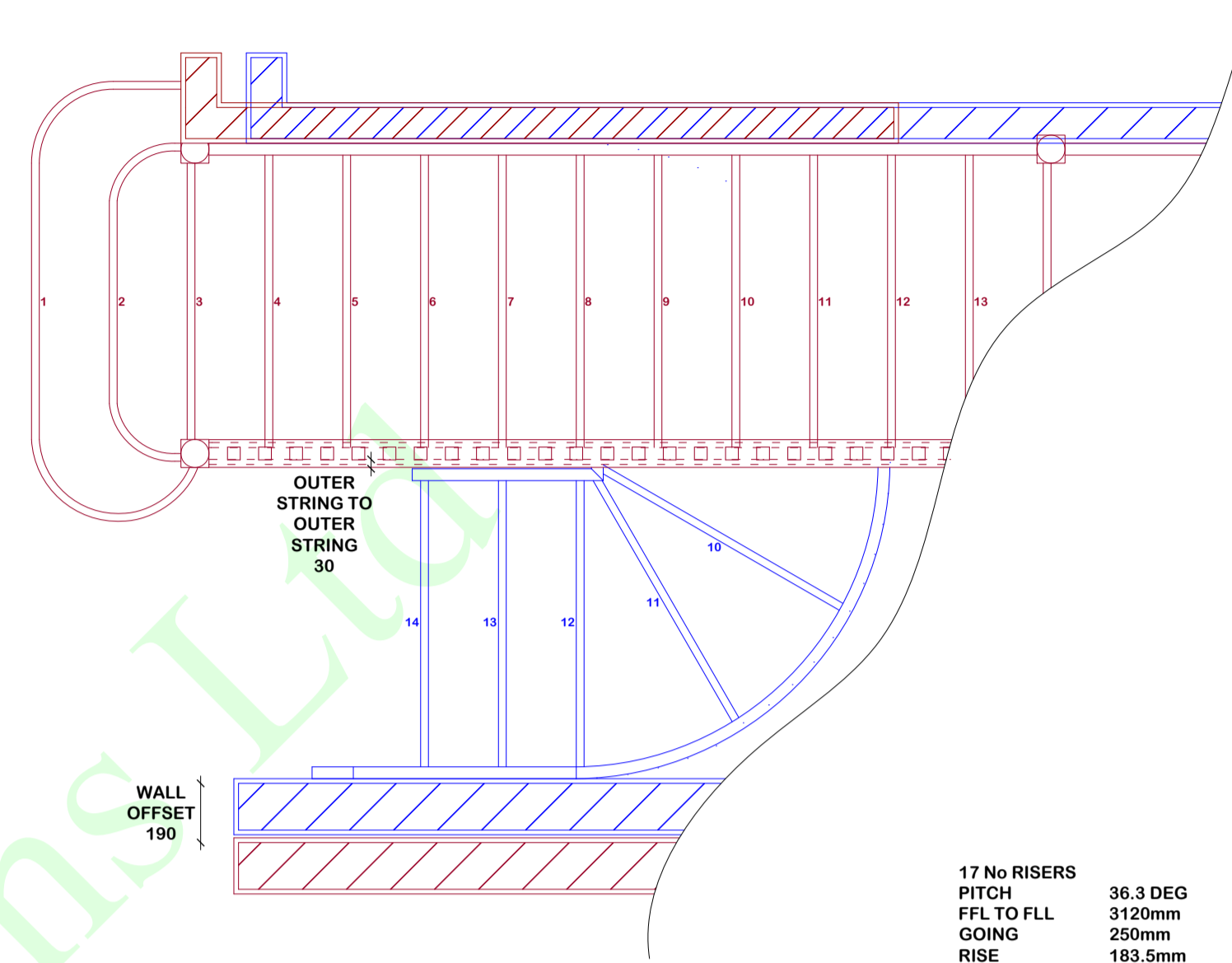
SECTION GROUND TO HALF LANDING 1:20



ELEVATION GROUND TO LANDING 1:20



OVERLAY GROUND TO FIRST OVER BASEMENT STAIR 1:20



17 No RISERS
 PITCH 36.3 DEG
 FFL TO FLL 3120mm
 GOING 226mm
 RISE 183.5mm

BULLNOSE RISERS No 1&2
 NEWEL TYPE 133 EX 95
 SPINDLES TYPE 132F 41mm
 HANDRAIL TYPE 130 89x54
 BASERAIL TYPE 130A
 NEWEL CAP TYPE 135 EX 95
 LOWER CAP TYPE 135A EX 95

REVISIONS :

- A. 03.03.08 FOR APPROVAL
- B. 02.04.08
 - TRIMMER RE-POSITIONED
 - APRON INCREASED TO 340mm
 - UNDERSTAIR CUPBOARD OMITTED
- C. 18.04.08
 - ALL HALF LANDING NEWEL CAPS REMOVED ON BOTTOM OF NEWEL BASES TO INCREASE HEADROOM BENEATH
 - OAK APRON BETWEEN BASEMENT AND GROUND FLOOR STAIRS RUNNING UNDER GF STAIR
- D. 17.06.08
 - ALL HALF NEWELS REMOVED
 - LOWER WALL STRING MITRED AND RETURNED
 - AT JOIN BETWEEN CIRCULAR AND OAK STAIRCASES THE SQUARE SPINDLES UNDER STRING REPLACED BY OAK SPANDREL PANEL

SPECIFICATIONS :

- MATERIAL :
- TREADS 25 mm A.W OAK
 - RISERS 12mm OAK VENEERED PLY
 - STRINGS 38mm A.W OAK
 - BASERAIL A.W OAK
 - HANDRAIL A.W OAK
 - SPINDLES A.W OAK
 - NEWEL BASES A.W OAK
 - NEWEL A.W OAK
 - NEWEL CAP A.W OAK
 - APRON A.W OAK
 - CUPBOARD A.W OAK
 - PANELS 9mm OAK VENEERED PLY

- NOTES :
- HALF LANDING BY OTHERS
 - STAIR INSTALLED BY OTHERS

CLIENT

PROJECT

TITLE

GROUND TO FIRST STAIRCASE

ISSUE

WORKSHOP

JOB No 1149

DRAWING No BSQJ1938L3

CUT LIST No 1246

SCALE 1:20

DRAWN BY SJG REV D

CHECKED BY

